



# SELF-CLEANING PANEL INSTALLATION



1. Remove the side grids.



2. Install the fan cover and the self-cleaning panels by using the screws.



3. Mount the self-cleaning panels on the special supports.



4. Latch the side grids, securing them around their designated screws.

